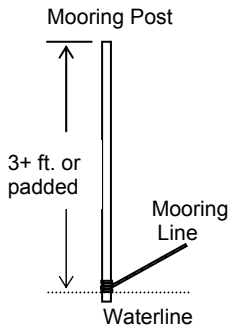


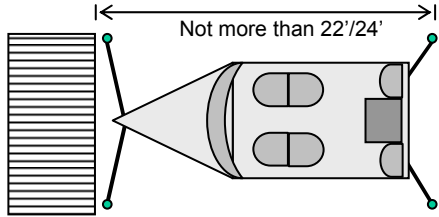
Boat Mooring

To protect mooring posts from damage, boaters using the Club-owned posts must secure the mooring line at the waterline (where there is the least leverage on the mooring posts), not at the top.



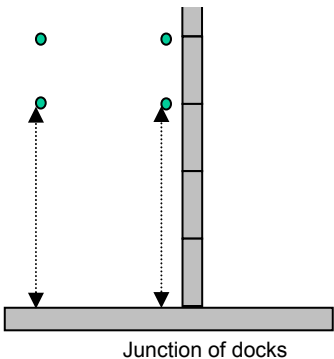
Posts, especially the outer posts away from the dock must extend 3 ft. out of the water or be padded.

The outer posts shall not extend more than 22 ft. from the dock face except for those slips so designated for up to 24 ft.



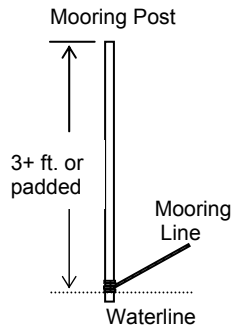
Set the outer posts using the measured distances used for marking the slip on the dock.

When placing your outer posts, use the same distances as indicated by the slip marking on the dock. Some slips are more than 9' & 10' widths; therefore the outer posts can only be correctly positioned by using the same dimensions as on the dock.



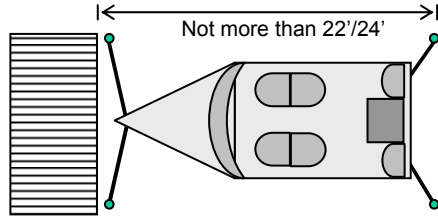
Boat Mooring

To protect mooring posts from damage, boaters using the Club-owned posts must secure the mooring line at the waterline (where there is the least leverage on the mooring posts), not at the top.



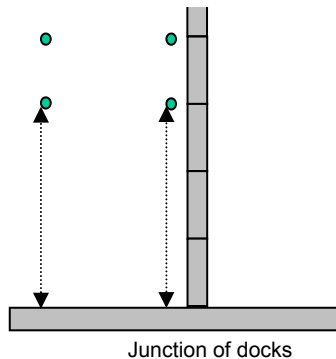
Posts, especially the outer posts away from the dock must extend 3 ft. out of the water or be padded.

The outer posts shall not extend more than 22 ft. from the dock face except for those slips so designated for up to 24 ft.



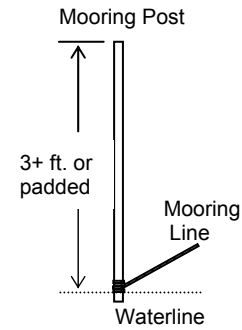
Set the outer posts using the measured distances used for marking the slip on the dock.

When placing your outer posts, use the same distances as indicated by the slip marking on the dock. Some slips are more than 9' & 10' widths; therefore the outer posts can only be correctly positioned by using the same dimensions as on the dock.



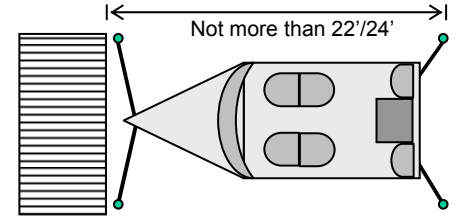
Boat Mooring

To protect mooring posts from damage, boaters using the Club-owned posts must secure the mooring line at the waterline (where there is the least leverage on the mooring posts), not at the top.



Posts, especially the outer posts away from the dock must extend 3 ft. out of the water or be padded.

The outer posts shall not extend more than 22 ft. from the dock face except for those slips so designated for up to 24 ft.



Set the outer posts using the measured distances used for marking the slip on the dock.

When placing your outer posts, use the same distances as indicated by the slip marking on the dock. Some slips are more than 9' & 10' widths; therefore the outer posts can only be correctly positioned by using the same dimensions as on the dock.

